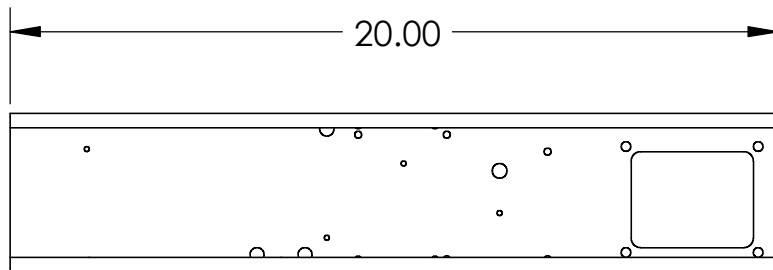
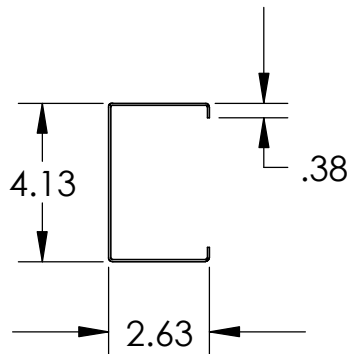
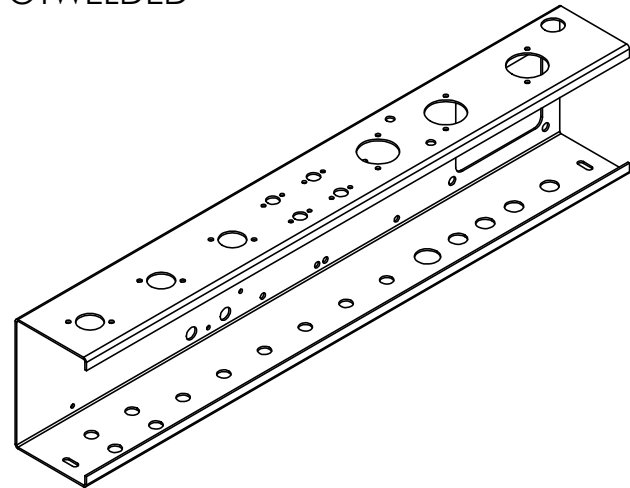


TO BE ASSEMBLED WITH AN ENDCAP SPOTWELDED IN EACH END.



REVISIONS		DATE	APPROVED
ZONE	REV.	DESCRIPTION	

**PROPRIETARY AND CONFIDENTIAL**  
 THE INFORMATION CONTAINED IN THIS DRAWING IS THE SOLE PROPERTY OF WeberVST. ANY REPRODUCTION IN PART OR AS A WHOLE WITHOUT THE WRITTEN PERMISSION OF WeberVST IS PROHIBITED.

UNLESS OTHERWISE SPECIFIED:		NAME	DATE
DIMENSIONS ARE IN INCHES		DRAWN	GA 6-18-05
TOLERANCES:		CHECKED	
FRACTIONAL ±		ENG APPR.	
ANGULAR: ±1 BEND ±.030		MFG APPR.	
TWO PLACE DECIMAL ±.015		Q.A.	
THREE PLACE DECIMAL ±.010		COMMENTS:	
INTERPRET GEOMETRIC TOLERANCING PER:		NO RUST OR DEEP SCRATCHES PERMITTED	
MATERIAL		SIZE	DWG. NO.
16 GA CRS		<b>A</b>	
FINISH		SCALE: 1:5	WEIGHT:
NEXT ASSY	USED ON	SHEET 1 OF 1	
APPLICATION		DO NOT SCALE DRAWING	

<b>WeberVST</b>		
TITLE: <b>5F6CH-REVC</b>		
REV	C	